



March 2022 Two Rivers  
Greenway Bike/Ped  
Report

**BMTS**

# Monthly Counts

March 1, 2022 → March 31, 2022

## Monthly Total Counts

📅 03/01/2022 → 03/31/2022

Total

**97,359**

↓  
**-19.6%**

## Rolling Total Counts

📅 \* → 03/31/2022

Total

**4,066,087**

## Monthly Daily Average

📅 03/01/2022 → 03/31/2022

Daily Average

**3,141**

↓  
**-19.6%**

## Rolling Daily Average

📅 \* → 03/31/2022

Daily Average


**3,777**

📈 Compared to 03/02/2021 → 04/01/2021

📈 Compared to 03/02/2021 → 04/01/2021

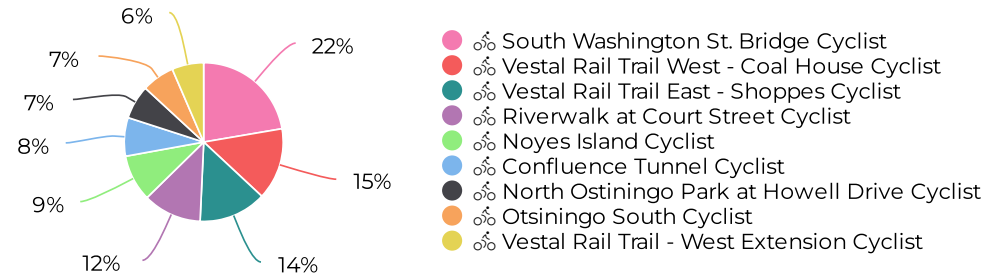
## Pedestrian Distribution by Site

📅 03/01/2022 → 03/31/2022



## Cyclist Distribution by Site

📅 03/01/2022 → 03/31/2022

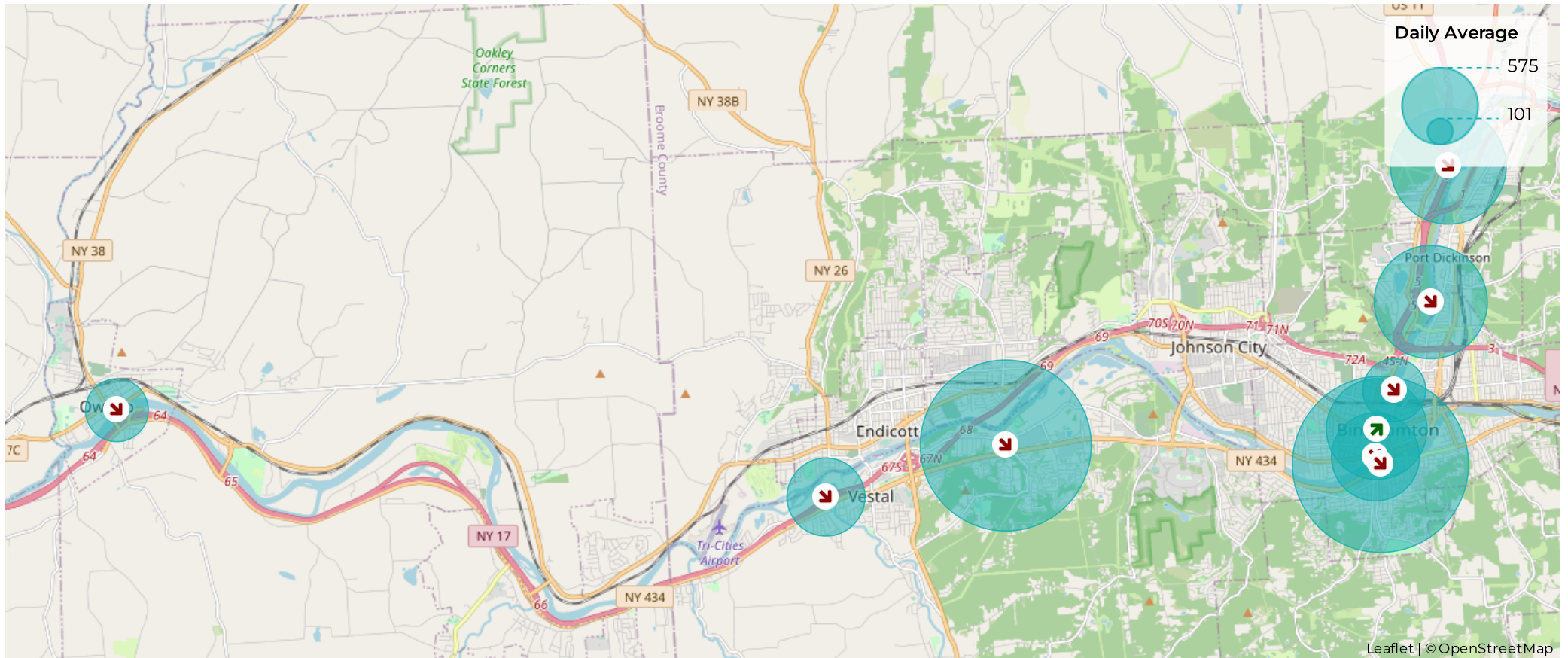


# Monthly Counts

March 1, 2022 → March 31, 2022

## Daily Average by Site

📅 03/01/2022 → 03/31/2022



📊 Compared to 03/02/2021 → 04/01/2021

# Monthly Counts

March 1, 2022 → March 31, 2022

## Cyclist Summary by Site

📅 03/01/2022 → 03/31/2022

Site	Total		Daily Average		Peak Day		Peak Count	
South Washington St. Bridge Cyclist	2,323	▼ -13.1%	75	▼ -13.1%	Fri Mar 18, 2022	Thu Mar 25, 2021	164	▼ -13.7%
Vestal Rail Trail West - Coal House Cyclist	1,525	▼ -33.8%	49	▼ -33.8%	Sun Mar 6, 2022	Sun Mar 21, 2021	197	▲ 0.5%
Vestal Rail Trail East - Shoppes Cyclist	1,435	▼ -16.6%	46	▼ -16.6%	Sun Mar 6, 2022	Wed Mar 10, 2021	182	▼ 0.0%
Riverwalk at Court Street Cyclist	1,241	▼ -34.5%	40	▼ -34.5%	Fri Mar 18, 2022	Sun Mar 21, 2021	104	▼ -45.0%
Noyes Island Cyclist	988	▼ -33.0%	32	▼ -33.0%	Sun Mar 13, 2022	Tue Mar 23, 2021	115	▼ -2.5%
Confluence Tunnel Cyclist	818	▼ -38.2%	26	▼ -38.2%	Fri Mar 18, 2022	Sun Mar 21, 2021	82	▼ -33.3%
North Ostiningo Park at Howell Drive Cyclist	716	▼ -54.6%	23	▼ -54.6%	Fri Mar 18, 2022	Thu Mar 25, 2021	141	▼ -30.2%
Otsiningo South Cyclist	694	▼ -59.0%	22	▼ -59.0%	Fri Mar 18, 2022	Sun Mar 21, 2021	136	▼ -38.5%
Vestal Rail Trail - West Extension Cyclist	673	▼ -29.3%	22	▼ -29.3%	Fri Mar 18, 2022	Sun Mar 21, 2021	125	▼ -12.6%

📈 Compared to 03/02/2021 → 04/01/2021

# Monthly Counts

March 1, 2022 → March 31, 2022

## Pedestrian Summary by Site

📅 03/01/2022 → 03/31/2022

Site	Total		Daily Average		Peak Day		Peak Count	
Vestal Rail Trail West - Coal House Pedestrian	15,647	▼ -20.6%	505	▼ -20.6%	Sun Mar 6, 2022	Wed Mar 10, 2021	1,580	▲ 16.0%
Vestal Rail Trail East - Shoppes Pedestrian	15,637	▼ -22.8%	504	▼ -22.8%	Sun Mar 6, 2022	Sun Mar 21, 2021	1,606	▼ -17.5%
South Washington St. Bridge Pedestrian	15,499	▼ -16.5%	500	▼ -16.5%	Fri Mar 18, 2022	Thu Apr 1, 2021	1,215	▼ -12.8%
North Ostiningo Park at Howell Drive Pedestrian	9,197	▼ -33.0%	297	▼ -33.0%	Sun Mar 6, 2022	Wed Mar 10, 2021	906	▼ -8.9%
Otsiningo South Pedestrian	8,829	▲ 8.0%	285	▲ 8.0%	Sun Mar 6, 2022	Wed Mar 10, 2021	1,177	▲ 67.4%
Riverwalk at Court Street Pedestrian	6,834	▲ 259.3%	220	▲ 259.3%	Sun Mar 6, 2022	Sun Mar 7, 2021	667	▲ 149.8%
Confluence Tunnel Pedestrian	5,627	▼ -41.9%	182	▼ -41.9%	Sun Mar 6, 2022	Wed Mar 10, 2021	624	▼ -10.7%
Vestal Rail Trail - West Extension Pedestrian	4,280	▼ -40.6%	138	▼ -40.6%	Sun Mar 6, 2022	Sun Mar 21, 2021	634	▲ 4.1%
Owego Riverwalk	3,143	▼ -5.1%	101	▼ -5.1%	Sun Mar 6, 2022	Sat Mar 20, 2021	323	▲ 12.2%
Noyes Island Pedestrian	2,253	▼ -23.1%	73	▼ -23.1%	Fri Mar 18, 2022	Wed Mar 10, 2021	204	▲ 15.9%

📈 Compared to 03/02/2021 → 04/01/2021

# Monthly Counts

March 1, 2022 → March 31, 2022

## Total Summary by Site

📅 03/01/2022 → 03/31/2022

Site	Total		Daily Average		Peak Day		Peak Count	
South Washington St. Bridge	17,822	▼ -16.1%	575	▼ -16.1%	Fri Mar 18, 2022	Thu Apr 1, 2021	1,379	▼ -4.9%
Vestal Rail Trail West - Coal House	17,172	▼ -22.0%	554	▼ -22.0%	Sun Mar 6, 2022	Wed Mar 10, 2021	1,777	▲ 14.1%
Vestal Rail Trail East - Shoppes	17,072	▼ -22.3%	551	▼ -22.3%	Sun Mar 6, 2022	Sun Mar 21, 2021	1,788	▼ -16.0%
North Ostiningo Park at Howell Drive	9,913	▼ -35.2%	320	▼ -35.2%	Sun Mar 6, 2022	Sun Mar 21, 2021	1,024	▼ -10.8%
Otsiningo South	9,523	▼ -3.5%	307	▼ -3.5%	Sun Mar 6, 2022	Sun Mar 21, 2021	1,277	▲ 55.7%
Riverwalk at Court Street	8,075	▲ 112.7%	260	▲ 112.7%	Sun Mar 6, 2022	Sun Mar 7, 2021	768	▲ 156.9%
Confluence Tunnel	6,445	▼ -41.4%	208	▼ -41.4%	Sun Mar 6, 2022	Sun Mar 21, 2021	686	▼ -12.2%
Vestal Rail Trail - West Extension	4,953	▼ -39.3%	160	▼ -39.3%	Sun Mar 6, 2022	Sun Mar 21, 2021	726	▼ -3.5%
Noyes Island	3,241	▼ -26.4%	105	▼ -26.4%	Fri Mar 18, 2022	Sun Mar 21, 2021	257	▼ -6.2%
Owego Riverwalk	3,143	▼ -5.1%	101	▼ -5.1%	Sun Mar 6, 2022	Sat Mar 20, 2021	323	▲ 12.2%

📈 Compared to 03/02/2021 → 04/01/2021

# Monthly Counts

March 1, 2022 → March 31, 2022

