



Binghamton Metropolitan Transportation Study

BMTS

04/03/2024

Monthly Counts

March 1, 2024 → March 31, 2024

Monthly Total Counts

📅 03/01/2024 → 03/31/2024

Total
96,647 ↑ +13.1%

📈 Compared to 03/03/2023 → 04/02/2023

Rolling Total Counts

📅 Whole Period

Total
6,950,837

Monthly Daily Average

📅 03/01/2024 → 03/31/2024

Daily Average
3,118 ↑ +13.1%

📈 Compared to 03/03/2023 → 04/02/2023

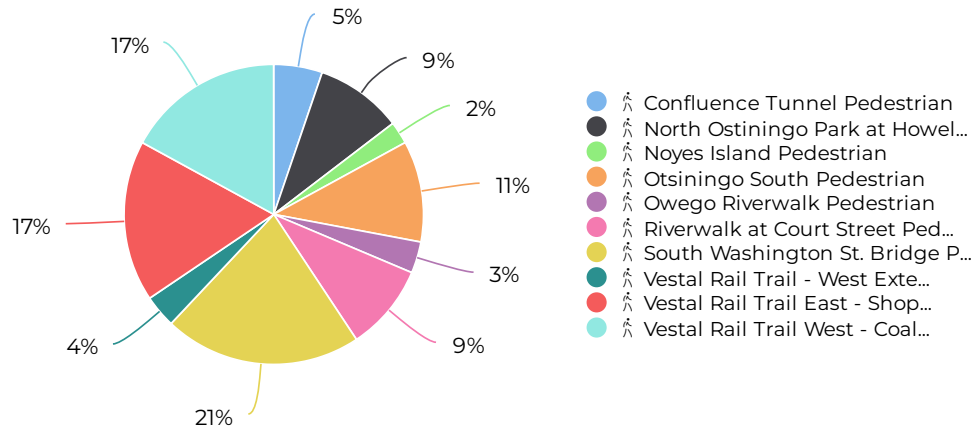
Rolling Daily Average

📅 Whole Period

Daily Average
3,809

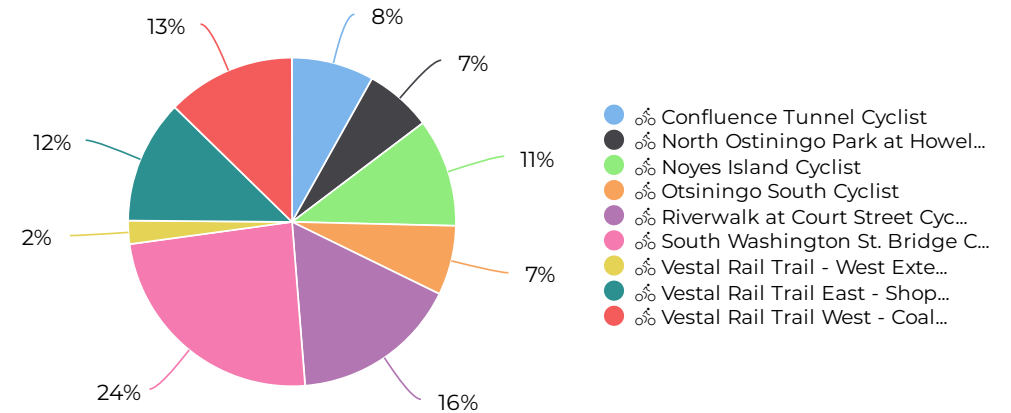
Pedestrian Distribution by Site

📅 03/01/2024 → 03/31/2024



Cyclist Distribution by Site

📅 03/01/2024 → 03/31/2024

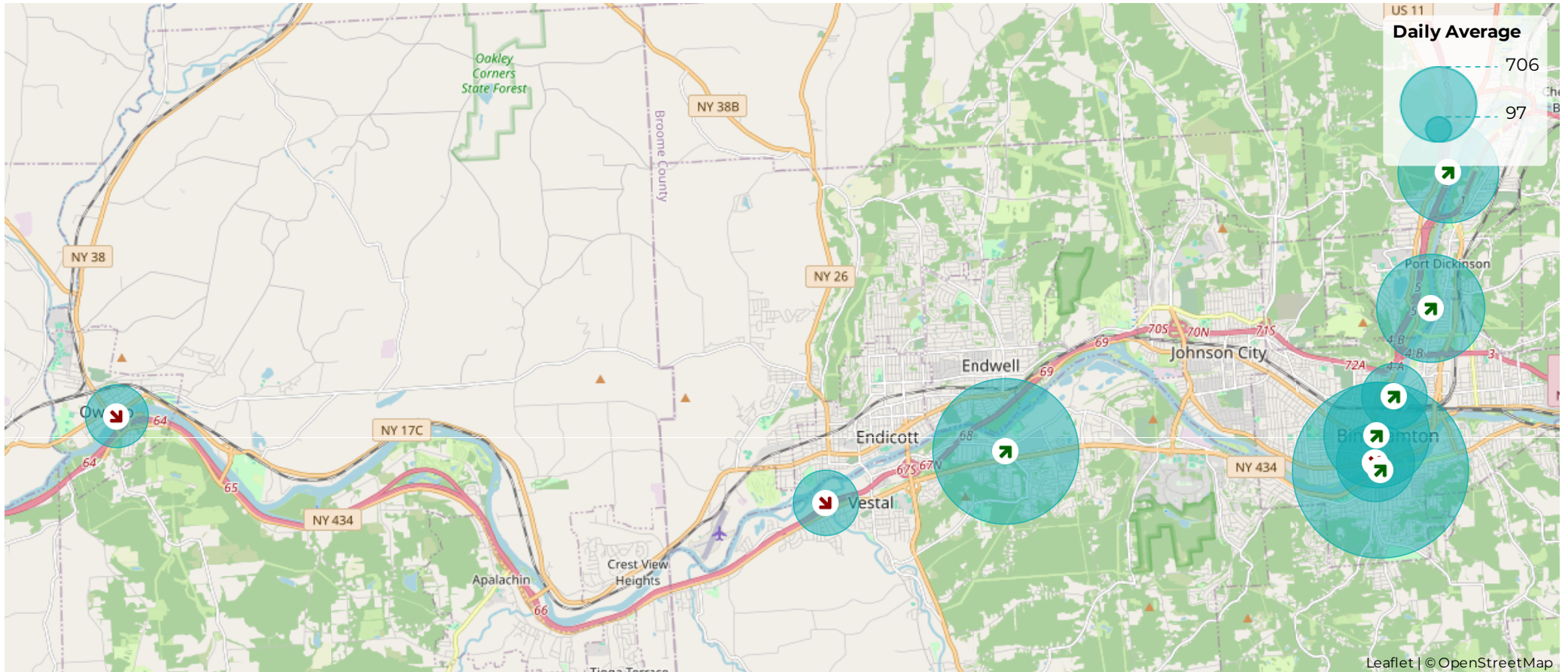


Monthly Counts

March 1, 2024 → March 31, 2024

Daily Average by Site

📅 03/01/2024 → 03/31/2024



📊 Compared to 03/03/2023 → 04/02/2023

Monthly Counts

March 1, 2024 → March 31, 2024

Cyclist Summary by Site

📅 03/01/2024 → 03/31/2024

Site	▲	Total		Daily Average		Peak Day		Peak Count	
Confluence Tunnel Cyclist		253	▼ -71.2%	32	▲ 11.4%	Fri Mar 1, 2024	Tue Mar 21, 2023	61	▼ -24.7%
North Ostiningo Park at Howell Drive Cyclist		792	▲ 43.5%	26	▲ 43.5%	Wed Mar 13, 2024	Sat Apr 1, 2023	105	▼ -12.5%
Noyes Island Cyclist		1,287	▲ 714.6%	42	▲ 714.4%	Wed Mar 13, 2024	Mon Mar 6, 2023	113	▲ 264.5%
Otsiningo South Cyclist		838	▲ 56.6%	27	▲ 56.6%	Wed Mar 13, 2024	Sat Apr 1, 2023	110	▲ 44.7%
Riverwalk at Court Street Cyclist		2,015	▲ 54.6%	65	▲ 54.6%	Wed Mar 13, 2024	Tue Mar 21, 2023	137	▲ 31.7%
South Washington St. Bridge Cyclist		2,937	▲ 30.8%	95	▲ 30.8%	Tue Mar 12, 2024	Wed Mar 22, 2023	195	▲ 56.0%
Vestal Rail Trail - West Extension Cyclist		274	▼ -37.6%	9	▼ -37.6%	Sun Mar 3, 2024	Sat Apr 1, 2023	48	▼ -39.2%
Vestal Rail Trail East - Shoppes Cyclist		1,489	▲ 39.7%	48	▲ 39.7%	Thu Mar 14, 2024	Sun Mar 26, 2023	118	▼ -2.5%
Vestal Rail Trail West - Coal House Cyclist		1,546	▲ 28.7%	50	▲ 28.7%	Thu Mar 14, 2024	Sat Apr 1, 2023	110	▼ -22.5%

📊 Compared to 03/03/2023 → 04/02/2023

Monthly Counts

March 1, 2024 → March 31, 2024

Pedestrian Summary by Site

📅 03/01/2024 → 03/31/2024

Site	Total	Daily Average	Peak Day	Peak Count
Confluence Tunnel Pedestrian	1,204 ▼ -77.6%	150 ▼ -13.1%	Wed Mar 27, 2024	221 ▼ -50.0%
North Ostiningo Park at Howell Drive Pedestrian	8,336 ▲ 8.2%	269 ▲ 8.2%	Thu Mar 14, 2024	564 ▼ -6.5%
Noyes Island Pedestrian	2,133 ▲ 196.7%	69 ▲ 196.7%	Thu Mar 14, 2024	143 ▼ -25.5%
Otsiningo South Pedestrian	9,677 ▲ 21.4%	312 ▲ 21.4%	Thu Mar 14, 2024	716 ▲ 10.3%
Owego Riverwalk Pedestrian	3,009 ▼ -5.8%	97 ▼ -5.8%	Thu Mar 14, 2024	278 ▲ 9.4%
Riverwalk at Court Street Pedestrian	8,263 ▲ 23.5%	267 ▲ 23.5%	Sat Mar 16, 2024	845 ▲ 68.0%
South Washington St. Bridge Pedestrian	18,952 ▲ 17.3%	611 ▲ 17.3%	Mon Mar 4, 2024	1,301 ▲ 41.1%
Vestal Rail Trail - West Extension Pedestrian	3,117 ▼ -20.5%	101 ▼ -20.5%	Sun Mar 3, 2024	301 ▼ -20.2%
Vestal Rail Trail East - Shoppes Pedestrian	15,393 ▲ 19.3%	497 ▲ 19.3%	Mon Mar 4, 2024	1,122 ▲ 13.2%
Vestal Rail Trail West - Coal House Pedestrian	15,132 ▲ 21.5%	488 ▲ 21.5%	Tue Mar 12, 2024	1,040 ▲ 10.3%

📊 Compared to 03/03/2023 → 04/02/2023

Monthly Counts

March 1, 2024 → March 31, 2024

Total Summary by Site

📅 03/01/2024 → 03/31/2024

Site	▲	Total		Daily Average		Peak Day		Peak Count	
Confluence Tunnel		1,457	▼ -76.7%	182	▼ -9.6%	Wed Mar 27, 2024	Tue Mar 21, 2023	272	▼ -48.0%
North Ostiningo Park at Howell Drive		9,128	▲ 10.5%	294	▲ 10.5%	Wed Mar 13, 2024	Sat Apr 1, 2023	624	▼ -12.7%
Noyes Island		3,420	▲ 290.0%	110	▲ 290.0%	Wed Mar 13, 2024	Mon Mar 13, 2023	220	▲ 14.6%
Otsiningo South		10,515	▲ 23.6%	339	▲ 23.6%	Thu Mar 14, 2024	Sun Mar 26, 2023	796	▲ 12.0%
Owego Riverwalk		3,009	▼ -5.8%	97	▼ -5.8%	Thu Mar 14, 2024	Sun Mar 26, 2023	278	▲ 9.4%
Riverwalk at Court Street		10,278	▲ 28.6%	332	▲ 28.6%	Sat Mar 16, 2024	Tue Mar 21, 2023	942	▲ 58.1%
South Washington St. Bridge		21,889	▲ 19.0%	706	▲ 19.0%	Mon Mar 4, 2024	Tue Mar 21, 2023	1,461	▲ 39.5%
Vestal Rail Trail - West Extension		3,391	▼ -22.2%	109	▼ -22.2%	Sun Mar 3, 2024	Sun Mar 26, 2023	349	▼ -16.1%
Vestal Rail Trail East - Shoppes		16,882	▲ 20.8%	545	▲ 20.8%	Mon Mar 4, 2024	Sun Mar 26, 2023	1,231	▲ 10.7%
Vestal Rail Trail West - Coal House		16,678	▲ 22.2%	538	▲ 22.2%	Tue Mar 12, 2024	Sun Mar 26, 2023	1,125	▲ 7.4%

📈 Compared to 03/03/2023 → 04/02/2023