

**BMTS PAVEMENT SUFFICIENCY RATINGS (2023)  
ANALYSIS FOR EACH MUNICIPALITY**

**TOTAL ROAD SEGMENTS FOR EACH RATING CLASSIFICATION**

		[C] CONSTRUCTION	[1-5] POOR	[6] FAIR	[7-8] GOOD	[9-10] EXCELLENT	SUM
Broome County*	BCo	2	1	10	90	32	135
City of Binghamton**	CB	0	26	27	44	37	134
Town of Binghamton	TB	0	0	0	5	3	8
Town of Chenango	TCh	0	0	2	0	0	2
Town of Dickinson	TD	0	0	1	0	1	2
Town of Fenton	TF	0	0	1	5	1	7
Town of Kirkwood	TK	0	2	1	1	1	5
Town of Union	TU	0	2	3	12	4	21
Town of Vestal	TV	0	14	6	4	6	30
Village of Endicott	VE	0	20	3	13	6	42
Village of Johnson City	VJC	1	12	3	7	3	26
Village of Port Dickinson	VPD	0	0	0	4	2	6
Tioga County	TCo	0	3	4	7	0	14
Town of Owego	TO	0	0	0	6	2	8
Town of Tioga	TT	0	0	0	2	0	2
Village of Owego	VO	0	2	2	8	4	16
<b>TOTALS</b>		<b>3</b>	<b>82</b>	<b>63</b>	<b>208</b>	<b>102</b>	<b>458</b>

\* DOES NOT include two segments of the Endicott/Vestal Bridge, which are not rated.

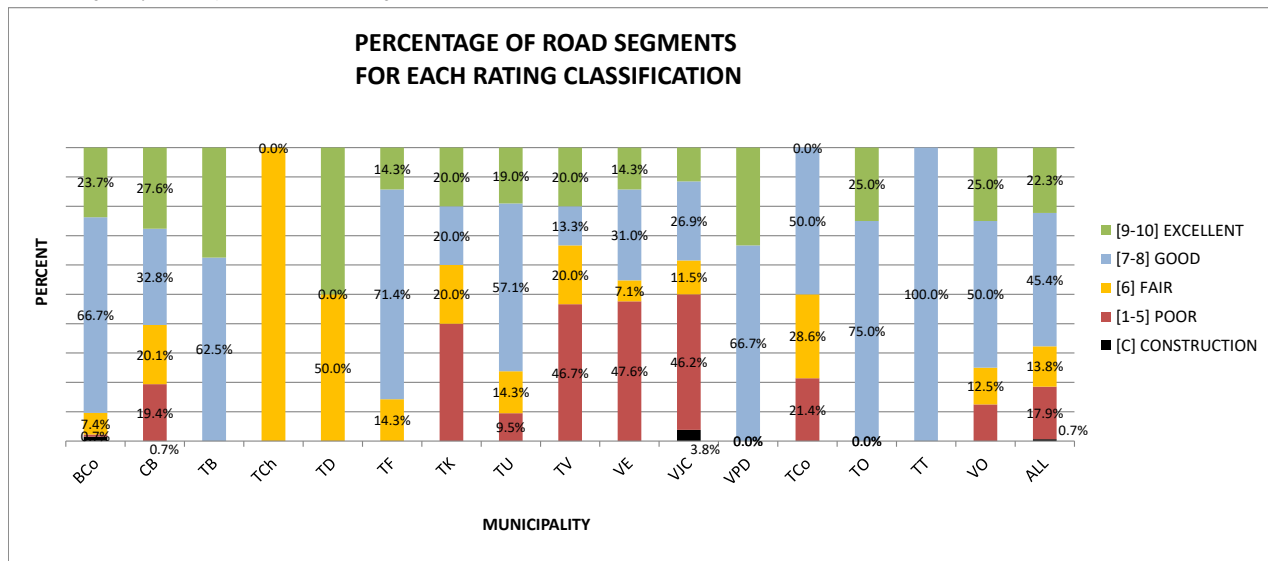
\*\* DOES NOT include one segment of the S. Washington St. Bridge, which is not rated.

**PERCENTAGE FOR EACH RATING CLASSIFICATION \***

		[C] CONSTRUCTION	[1-5] POOR	[6] FAIR	[7-8] GOOD	[9-10] EXCELLENT
Broome County	BCo	1.5%	0.7%	7.4%	66.7%	23.7%
City of Binghamton	CB	0.0%	19.4%	20.1%	32.8%	27.6%
Town of Binghamton	TB	0.0%	0.0%	0.0%	62.5%	37.5%
Town of Chenango	TCh	0.0%	0.0%	100.0%	0.0%	0.0%
Town of Dickinson	TD	0.0%	0.0%	50.0%	0.0%	50.0%
Town of Fenton	TF	0.0%	0.0%	14.3%	71.4%	14.3%
Town of Kirkwood	TK	0.0%	40.0%	20.0%	20.0%	20.0%
Town of Union	TU	0.0%	9.5%	14.3%	57.1%	19.0%
Town of Vestal	TV	0.0%	46.7%	20.0%	13.3%	20.0%
Village of Endicott	VE	0.0%	47.6%	7.1%	31.0%	14.3%
Village of Johnson City	VJC	3.8%	46.2%	11.5%	26.9%	11.5%
Village of Port Dickinson	VPD	0.0%	0.0%	0.0%	66.7%	33.3%
Tioga County	TCo	0.0%	21.4%	28.6%	50.0%	0.0%
Town of Owego	TO	0.0%	0.0%	0.0%	75.0%	25.0%
Town of Tioga	TT	0.0%	0.0%	0.0%	100.0%	0.0%
Village of Owego	VO	0.0%	12.5%	12.5%	50.0%	25.0%
<b>ALL</b>		<b>0.7%</b>	<b>17.9%</b>	<b>13.8%</b>	<b>45.4%</b>	<b>22.3%</b>

[C] - under construction

\* - Percentages may not add up to 100% due to rounding function



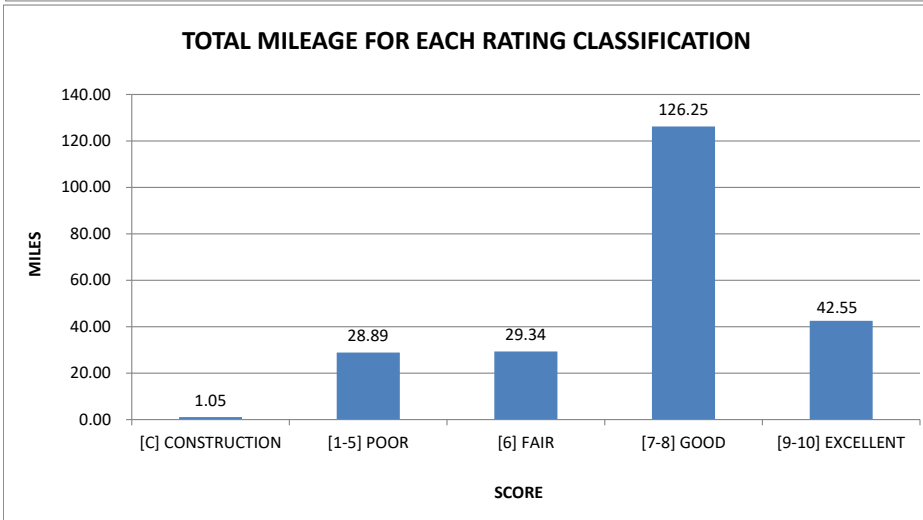
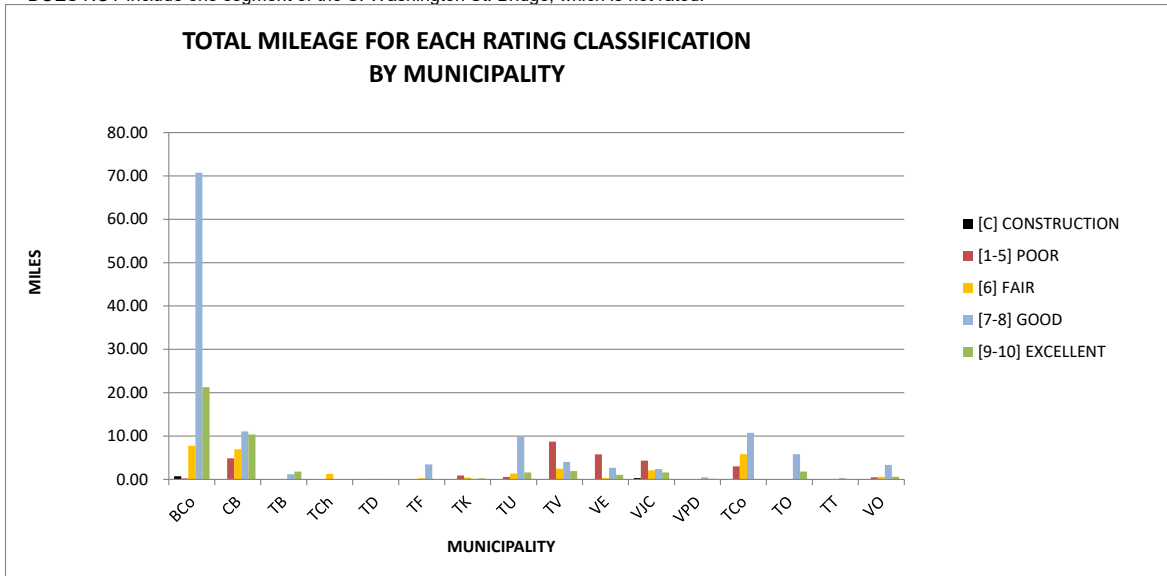
**BMTS PAVEMENT SUFFICIENCY RATINGS (2023)  
ANALYSIS FOR EACH MUNICIPALITY**

**TOTAL MILEAGE FOR EACH RATING CLASSIFICATION**

		[C] CONSTRUCTION	[1-5] POOR	[6] FAIR	[7-8] GOOD	[9-10] EXCELLENT	SUM
Broome County*	BCo	0.74	0.25	7.76	70.73	21.30	100.78
City of Binghamton**	CB	0.00	4.88	6.92	11.09	10.36	33.25
Town of Binghamton	TB	0.00	0.00	0.00	1.17	1.82	2.99
Town of Chenango	TCh	0.00	0.00	1.25	0.00	0.00	1.25
Town of Dickinson	TD	0.00	0.00	0.11	0.00	0.06	0.17
Town of Fenton	TF	0.00	0.00	0.26	3.45	0.03	3.74
Town of Kirkwood	TK	0.00	0.88	0.43	0.11	0.24	1.66
Town of Union	TU	0.00	0.55	1.34	9.90	1.60	13.39
Town of Vestal	TV	0.00	8.72	2.47	4.05	1.93	17.17
Village of Endicott	VE	0.00	5.79	0.32	2.68	1.07	9.86
Village of Johnson City	VJC	0.31	4.33	2.11	2.39	1.61	10.75
Village of Port Dickinson	VPD	0.00	0.00	0.00	0.50	0.14	0.64
Tioga County	TCo	0.00	2.99	5.80	10.73	0.00	19.52
Town of Owego	TO	0.00	0.00	0.00	5.83	1.80	7.63
Town of Tioga	TT	0.00	0.00	0.00	0.27	0.00	0.27
Village of Owego	VO	0.00	0.50	0.57	3.35	0.59	5.01
<b>TOTALS</b>		<b>1.05</b>	<b>28.89</b>	<b>29.34</b>	<b>126.25</b>	<b>42.55</b>	<b>228.08</b>

\* DOES NOT include two segments of the Endicott/Vestal Bridge, which are not rated.

\*\* DOES NOT include one segment of the S. Washington St. Bridge, which is not rated.



**BMTS PAVEMENT SUFFICIENCY RATINGS (2023)  
ANALYSIS FOR EACH MUNICIPALITY**

**PERCENT MILEAGE FOR EACH RATING CLASSIFICATION \***

		[C] CONSTRUCTION	[1-5] POOR	[6] FAIR	[7-8] GOOD	[9-10] EXCELLENT
Broome County	BCo	0.7%	0.2%	7.7%	70.2%	21.1%
City of Binghamton	CB	0.0%	14.7%	20.8%	33.4%	31.2%
Town of Binghamton	TB	0.0%	0.0%	0.0%	39.1%	60.9%
Town of Chenango	TCh	0.0%	0.0%	100.0%	0.0%	0.0%
Town of Dickinson	TD	0.0%	0.0%	64.7%	0.0%	35.3%
Town of Fenton	TF	0.0%	0.0%	7.0%	92.2%	0.8%
Town of Kirkwood	TK	0.0%	53.0%	25.9%	6.6%	14.5%
Town of Union	TU	0.0%	4.1%	10.0%	73.9%	11.9%
Town of Vestal	TV	0.0%	50.8%	14.4%	23.6%	11.2%
Village of Endicott	VE	0.0%	58.7%	3.2%	27.2%	10.9%
Village of Johnson City	VJC	2.9%	40.3%	19.6%	22.2%	15.0%
Village of Port Dickinson	VPD	0.0%	0.0%	0.0%	78.1%	21.9%
Tioga County	TCo	0.0%	15.3%	29.7%	55.0%	0.0%
Town of Owego	TO	0.0%	0.0%	0.0%	76.4%	23.6%
Town of Tioga	TT	0.0%	0.0%	0.0%	100.0%	0.0%
Village of Owego	VO	0.0%	10.0%	11.4%	66.9%	11.8%
<b>ALL</b>		<b>0.5%</b>	<b>12.7%</b>	<b>12.9%</b>	<b>55.4%</b>	<b>18.7%</b>

[C] - under construction

\* - Percentages may not add up to 100% due to rounding function

