



October 2020
Bike/Ped Count
Report

BMTS

Monthly Counts

January 1, 2020 → November 11, 2020

Total September Counts

Total



147,172 **-21.2%**

Compared to 09/01/2020 → 09/30/2020

Rolling Total Counts

Total

2,289,731

September Daily Average

Daily Average



4,747 **-23.8%**


Compared to 09/01/2020 → 09/30/2020

Rolling Daily Average

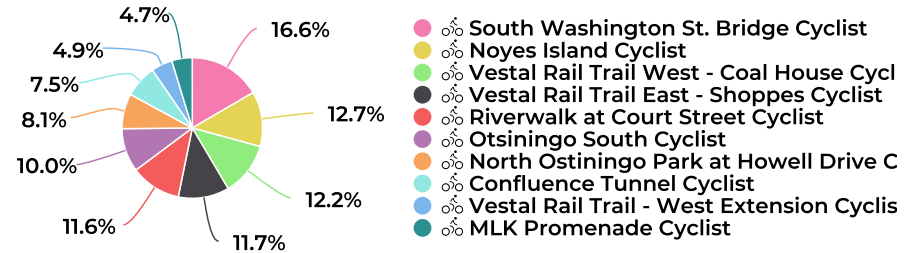
Daily Average

4,581

Pedestrian Distribution by Site



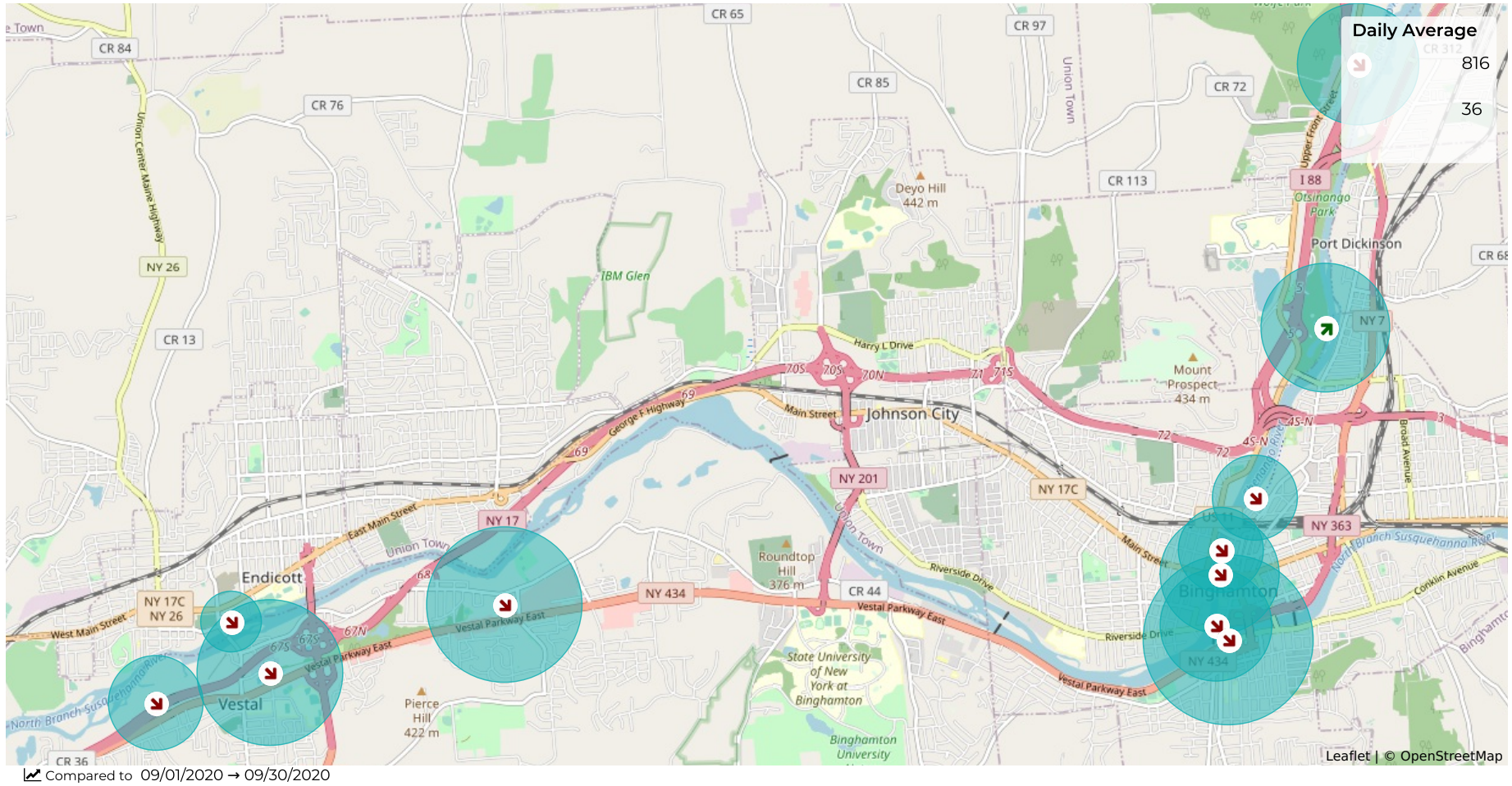
Cyclist Distribution by Site



Monthly Counts

January 1, 2020 → November 11, 2020

Daily Average by Site



Monthly Counts

January 1, 2020 → November 11, 2020

Cyclist Summary by Site

Site	Total		Average		Peak Count		Peak Period	
South Washington St. Bridge Cyclist	4,368	▼ -30.7%	141	▼ -33.0%	208	▼ -23.8%	Thu Oct 1, 2020	Wed Sep 9, 2020
Noyes Island Cyclist	3,335	▼ -23.4%	108	▼ -25.8%	347	▲ 34.5%	Fri Oct 2, 2020	Wed Sep 16, 2020
Vestal Rail Trail West - Coal House Cyclist	3,222	▼ -44.6%	104	▼ -46.4%	210	▼ -27.6%	Fri Oct 9, 2020	Sat Sep 5, 2020
Vestal Rail Trail East - Shoppes Cyclist	3,084	▼ -44.5%	99	▼ -46.3%	211	▼ -18.5%	Fri Oct 9, 2020	Sat Sep 5, 2020
Riverwalk at Court Street Cyclist	3,054	▼ -29.5%	99	▼ -31.8%	167	▼ -18.9%	Sat Oct 10, 2020	Fri Sep 11, 2020
Otsiningo South Cyclist	2,643	▼ -41.3%	85	▼ -43.2%	298	▲ 15.1%	Sat Oct 10, 2020	Sat Sep 12, 2020
North Ostiningo Park at Howell Drive Cyclist	2,124	▼ -46.0%	69	▼ -47.7%	209	▼ -12.2%	Sat Oct 10, 2020	Sat Sep 5, 2020
Confluence Tunnel Cyclist	1,970	▼ -33.5%	64	▼ -35.6%	108	▼ -34.1%	Sat Oct 10, 2020	Wed Sep 9, 2020
Vestal Rail Trail - West Extension Cyclist	1,289	▼ -53.8%	42	▼ -55.3%	95	▼ -38.7%	Sat Oct 10, 2020	Sun Sep 6, 2020
MLK Promenade Cyclist	1,237	▼ -39.3%	40	▼ -41.3%	78	▼ -27.8%	Sat Oct 10, 2020	Fri Sep 11, 2020

📊 Compared to 09/01/2020 → 09/30/2020

Monthly Counts

January 1, 2020 → November 11, 2020

Pedestrian Summary by Site

Site	Total		Average		Peak Count		Peak Period	
South Washington St. Bridge Pedestrian	20,919	▼ -11.8%	675	▼ -14.7%	929	▼ -2.0%	Sat Oct 17, 2020	Fri Sep 11, 2020
Vestal Rail Trail East - Shoppes Pedestrian	18,721	▼ -19.6%	604	▼ -22.2%	918	▼ -9.2%	Sun Oct 11, 2020	Wed Sep 23, 2020
Vestal Rail Trail West - Coal House Pedestrian	16,869	▼ -17.7%	544	▼ -20.4%	857	▼ -3.3%	Thu Oct 15, 2020	Sat Sep 12, 2020
Otsiningo South Pedestrian	13,581	▲ 21.3%	438	▲ 17.4%	915	▲ 67.9%	Sat Oct 10, 2020	Sun Sep 6, 2020
North Ostiningo Park at Howell Drive Pedestrian	12,224	▼ -31.0%	394	▼ -33.2%	636	▼ -37.3%	Wed Oct 21, 2020	Wed Sep 23, 2020
Riverwalk at Court Street Pedestrian	10,792	▼ -24.1%	348	▼ -26.6%	544	▼ -18.4%	Thu Oct 15, 2020	Sun Sep 6, 2020
Confluence Tunnel Pedestrian	10,613	▼ -16.5%	342	▼ -19.2%	540	▼ -8.6%	Thu Oct 22, 2020	Sat Sep 26, 2020
Vestal Rail Trail - West Extension Pedestrian	7,391	▼ -16.1%	238	▼ -18.8%	740	▲ 74.9%	Tue Oct 6, 2020	Sun Sep 20, 2020
MLK Promenade Pedestrian	5,310	▼ -18.9%	171	▼ -21.5%	254	▼ -11.5%	Wed Oct 21, 2020	Mon Sep 14, 2020
Noyes Island Pedestrian	3,325	▼ -9.2%	107	▼ -12.2%	155	▼ -10.9%	Fri Oct 2, 2020	Wed Sep 23, 2020
Endicott Chugnut West	1,101	▼ -39.8%	36	▼ -41.8%	59	▼ -73.4%	Fri Oct 9, 2020	Tue Sep 22, 2020

📊 Compared to 09/01/2020 → 09/30/2020