



Bicyclist &
Pedestrian
Counts | April
2020 | BMTS

Monthly Daily Average

Last Month Vestal Rail Trail - West ...

Daily Average

3,877

Daily Average Year

Whole Period Vestal Rail Trail - West ...

Daily Average

3,017

Month Total Counts

Last Month Vestal Rail Trail - West ...

Total

116,301

Year Total Counts

Whole Period Vestal Rail Trail - West ...

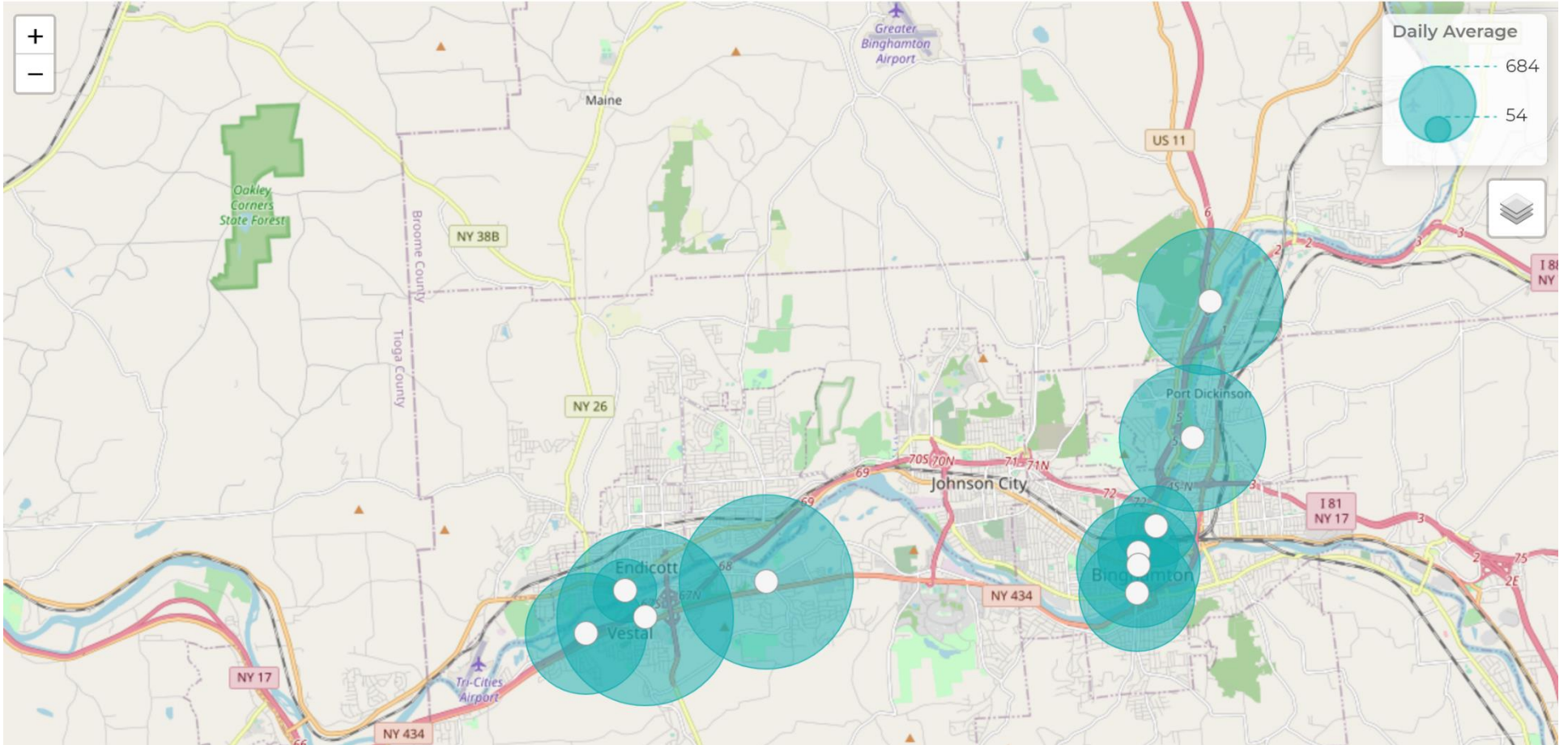
Total

968,600

Daily Average by Site

Last Month

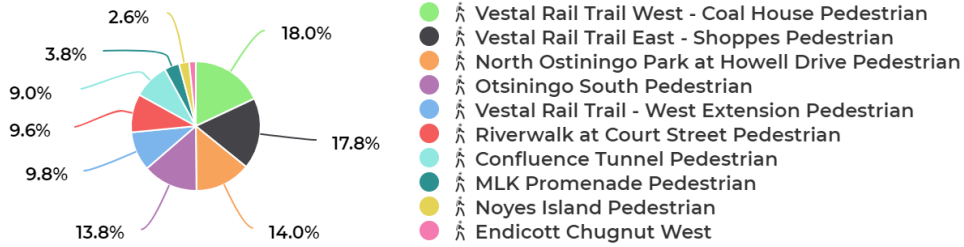
Vestal Rail Trail - West Extension Vestal Rail Trail East - Shoppes Vestal Rail Trail West - Coal Hou...



Pedestrian Distribution by Site

📅 Last Month

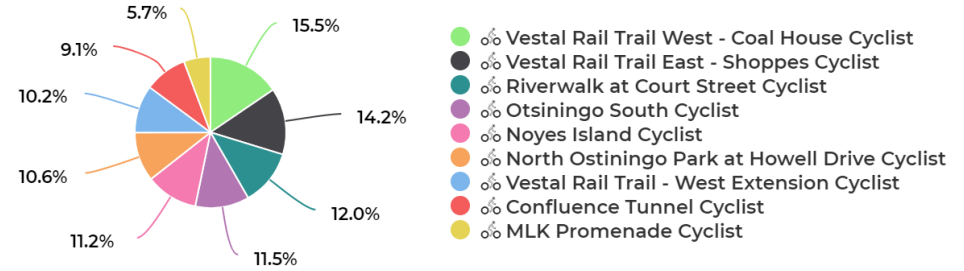
📍 Vestal Rail Trail - West Extension Vestal Rail Trail East - Sho...



Cyclist Distribution by Site

📅 Last Month

📍 Vestal Rail Trail - West Extension Vestal Rail Trail East - Sho...



Pedestrian Summary by Site

📅 Last Month

📍 Vestal Rail Trail - West Extension Vestal Rail Trail East - Shoppes Vestal Rail Trail West - Coal House North Ostiningo Park at Howell ...

| Site | Total | Average | Peak Count | Peak Period |
|-------------------------------------------------|--------|---------|------------|------------------|
| Confluence Tunnel Pedestrian | 8,913 | 297 | 512 | Sat Apr 25, 2020 |
| Endicott Chugnut West | 1,629 | 54 | 112 | Tue Apr 28, 2020 |
| MLK Promenade Pedestrian | 3,728 | 124 | 247 | Tue Apr 28, 2020 |
| North Ostiningo Park at Howell Drive Pedestrian | 13,897 | 463 | 925 | Sat Apr 25, 2020 |
| Noyes Island Pedestrian | 2,554 | 85 | 163 | Wed Apr 15, 2020 |
| Otsiningo South Pedestrian | 13,711 | 457 | 1,008 | Sun Apr 19, 2020 |
| Riverwalk at Court Street Pedestrian | 9,535 | 318 | 643 | Sun Apr 5, 2020 |
| Vestal Rail Trail - West Extension Pedestrian | 9,755 | 325 | 628 | Sun Apr 19, 2020 |
| Vestal Rail Trail East - Shoppes Pedestrian | 17,706 | 590 | 1,002 | Tue Apr 28, 2020 |
| Vestal Rail Trail West - Coal House Pedestrian | 17,897 | 597 | 1,062 | Tue Apr 28, 2020 |

Pedestrian Summary by Site

📅 Last Month

📍 Vestal Rail Trail - West Extension Vestal Rail Trail East - Shoppes Vestal Rail Trail West - Coal House North Ostiningo Park at Howell ...

| Site | Total | Average | Peak Count | Peak Period |
|-------------------------------------------------|--------|---------|------------|------------------|
| Confluence Tunnel Pedestrian | 8,913 | 297 | 512 | Sat Apr 25, 2020 |
| Endicott Chugnut West | 1,629 | 54 | 112 | Tue Apr 28, 2020 |
| MLK Promenade Pedestrian | 3,728 | 124 | 247 | Tue Apr 28, 2020 |
| North Ostiningo Park at Howell Drive Pedestrian | 13,897 | 463 | 925 | Sat Apr 25, 2020 |
| Noyes Island Pedestrian | 2,554 | 85 | 163 | Wed Apr 15, 2020 |
| Otsiningo South Pedestrian | 13,711 | 457 | 1,008 | Sun Apr 19, 2020 |
| Riverwalk at Court Street Pedestrian | 9,535 | 318 | 643 | Sun Apr 5, 2020 |
| Vestal Rail Trail - West Extension Pedestrian | 9,755 | 325 | 628 | Sun Apr 19, 2020 |
| Vestal Rail Trail East - Shoppes Pedestrian | 17,706 | 590 | 1,002 | Tue Apr 28, 2020 |
| Vestal Rail Trail West - Coal House Pedestrian | 17,897 | 597 | 1,062 | Tue Apr 28, 2020 |

*Owego & South Washington St. counters are experiencing technical difficulties and are not included in this report. Averages and counts may seem lower because of the absence of these two locations.